


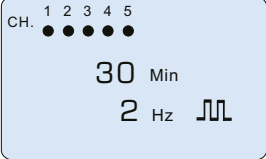

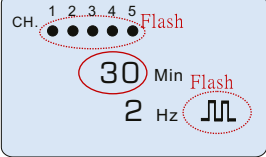
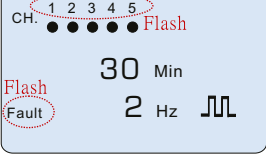



## Operation

Operation			LCD Display
STEP	ACTION	PUSH	
1	Power ON		
2	Program Setting		
3	Start		
Fault Alarm:(1) Fault Sign Flash (2) Faulty Channel(s) Flash Check Connection Wire of Flashing Channel(s)			

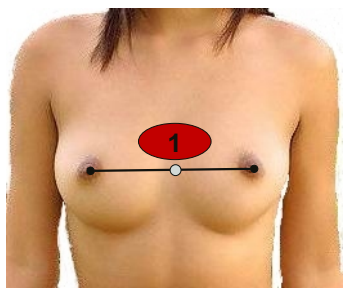
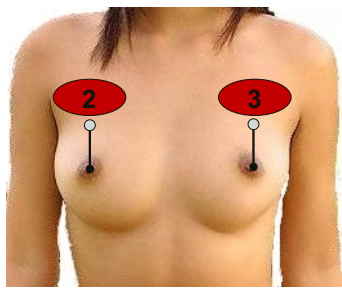
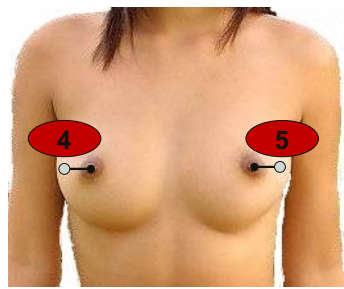
# Laser Module Tapping

---

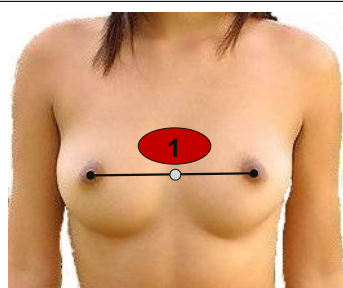
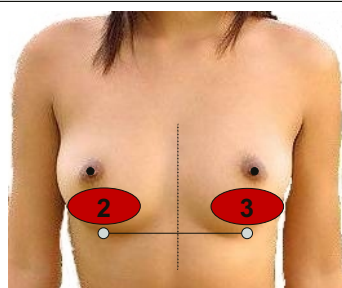
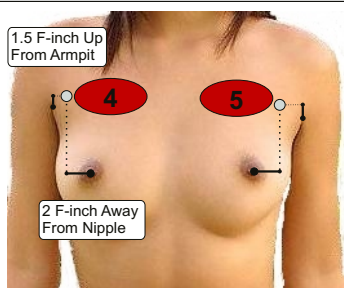


# Acupoints Description

## Therapy Stage: MC 1st Day ~ 14th Day

Name	Dan Zhong (CV17)	Wu Yi (ST15)	Tian Xi (SP18)
No.	1	2 3	4 5
Fig.			
Note	Middle Of Two Nipples Joint Of 4th & 5th Ribs	Up From Nipple Joint Of 2nd & 3rd Ribs	2 Finger-inch Away From Nipple

## Therapy Stage: MC 15th Day ~ One Day Before MC

Name	Dan Zhong (CV17)	Ru Gen (ST18)	Zhong Fu (LU1)
No.	1	2 3	4 5
Fig.			
Note	Middle Of Two Nipples Joint Of 4th & 5th Ribs	Boarder Of Breast 4 Finger-inch From Center Of Chest Bone	Down From Clavicle Joint Of 1st & 2nd Ribs

### Konftec Corporation

Taiwan: 13F-7, No. 77, Sec. 1, Sintai 5th Rd.  
Sijhih City, Taipei County 221  
Taiwan

U.S.A.: 20018 N. 2nd Ave.  
Phoenix AZ85027  
U.S.A.