


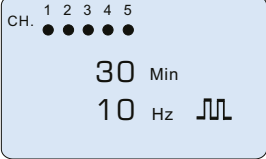

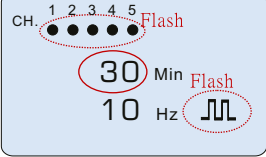


## Operation

Operation			LCD Display
STEP	ACTION	PUSH	
1	Power ON		
2	Program Setting		
3	Start		
Fault Alarm:(1) Fault Sign Flash (2) Faulty Channel(s) Flash Check Connection Wire of Flashing Channel(s)			