

Megalas-HR-400

Digital Honeycomb Laser Hood



User's Guide



English

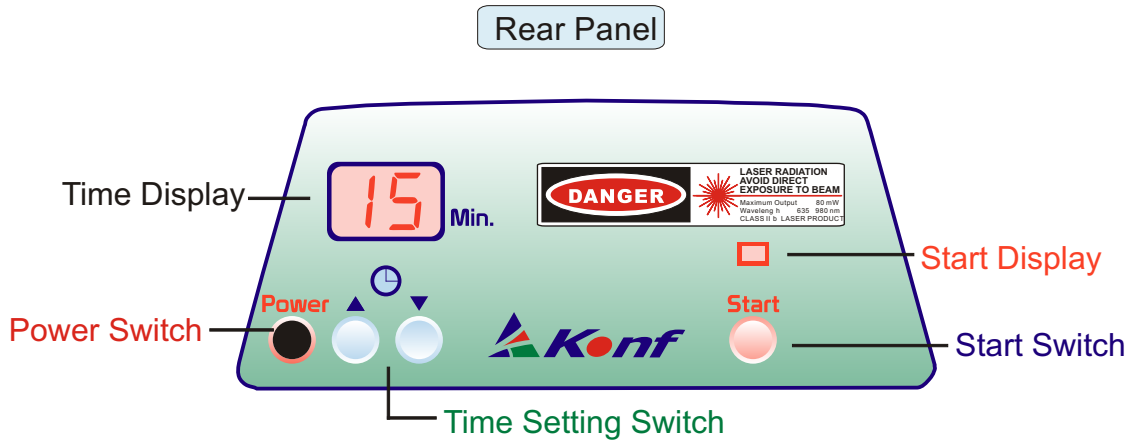
Getting started	1
Using Megalas-HR-400	4
Tips and troubleshooting	5
Learning more, service and support	6
Safety and cleaning	7

Getting started

Read on to find out how to get started low level laser therapy (LLLT) with Megalaser-HR-400

1 Connect Megalaser-HR-400

Connect your Megalaser-HR-400 power cable to a working electric outlet.



2 Power ON display








Turn on Megalas-HR-400's power switch and the power ON display will indicate the status.

Front Panel

Power ON Display



3 Operation steps and LED display

Operation			LED Display
STEP	ACTION	PUSH	
1	Power ON		
2	Start		
3	Time Setting	 	
Auto Time Setting: 15 Minutes Manual Time Setting: 1 ~ 60 Minutes			

Using Megalas-HR-400

Megalas-HR-400 can be used for treatment of diseases and conditions, follow the recommended dosage and treatment time to get the best efficacy. You can also find new information about using Megalas-HR-400 on the web www.konftec.com.

Feet Assembly



Operate Extension Rod



Warning



Tips and troubleshooting

Read on for advice about using and troubleshooting Megalas-HR-400.

My Megalas-HR-400 won't turn on

- ☑ Make sure Megalas-HR-400's power switch is on.
- ☑ If that doesn't work, check the connection from Megalas-HR-400 to a working electrical outlet.
- ☑ If that doesn't work, contact your local sales office.

My Megalas-HR-400 is continuously playing music

- ☑ **Turn off the power switch** then reconnect the power cord.
- ☑ Repeat the operation steps:
 1. Turn on Megalas-HR-400's power switch.
 2. Press "**Start**" button to begin the therapy.
- ☑ If that doesn't work, contact your local sales office.

Learning more, service, and support

There is a wealth of information about using Megalas-HR-400 on the web.

For the latest information on Megalas-HR-400 service and support information go to www.konftec.com.

Obtaining warranty service

If the product appears to be damaged or does not function properly, please follow the advice in this booklet, and the online resources. If the unit still does not function, go to www.konftec.com for instructions on how to obtain warranty service.

Safety and cleaning

Read on to learn about using Megalas-HR-400 safely and cleaning Megalas-HR-400.

Important safety instructions

When setting up and using your Megalas-HR-400, remember the following:

- ☑ Read user's guide carefully before you plug your Megalas-HR-400 power cord into a power outlet.
- ☑ Keep user's guide handy for reference by you and others.
Follow all instructions and warnings dealing with your Megalas-HR-400.
- ☑ **Warning:** Electrical equipment may be hazardous if misused.
Operation of this device, must always be supervised by an adult. Do not allow children access to the interior of any electrical product and do not permit them to handle any cables.

Warning: Laser beam

- ☑ Avoid direct eye exposure to the laser beam.
- ☑ Because some Megalas-HR-400 lasers emit invisible infrared light, the usage of Megalas-HR-400 must proceed with appropriate care and caution. Invisible infrared laser light penetrating the eye may cause serious harm after extended exposure. Therefore, the use of the optional laser safety goggles for the patient and clinician is advised.



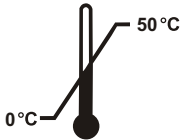
Using the power cord

- ☑ The only way to shut off power completely is to disconnect it from the power source.
- ☑ When connecting or disconnecting your power adapter, always hold the power adapter by its sides. Keep fingers away from the metal part of the plug.

About operating and storage temperatures

- ☑ Operate your Megalas-HR-400 in a place where the temperature is always between 0 and 50° C (32 to 122° F).
- ☑ Store your Megalas-HR-400 in a place where the temperature is always between -20 and 85° C (-4 to 185° F).

When you are using your Megalas-HR-400, it is normal for the case to get warm.



Avoid wet locations

Warning To reduce the chance of shock or injury, do not use your Megalas-HR-400 in or near water or wet locations.



- ☑ Keep your Megalas-HR-400 and power adapter away from sources of liquids, such as drinks, wash basins, bathtubs, shower stalls, and so on.
- ☑ Protect your Megalas-HR-400 and the power adapter from direct sunlight and rain or other moisture.
- ☑ Take care not to spill any food or liquid on Megalas-HR-400 or its power adapter. If you do, unplug Megalas-HR-400 before cleaning up the spill.
- ☑ Depending on what you spilled and how much of it got into your equipment, you may have to send your equipment to Konftec for service. See “Learning more, service, and support.”



Do not make repairs yourself

Warning Do not attempt to open your Megalas-HR-400, disassemble it. You run the risk of electric shock and voiding the limited warranty. No user-serviceable parts are inside. For service, see “Learning more, service, and support.”

Cleaning

Follow these general rules when cleaning the outside of your Megalas-HR-400:

- ☑ Make sure your Megalas-HR-400 is unplugged.
- ☑ Use a damp, soft, lint-free cloth. Avoid getting moisture in openings.
Don't use aerosol sprays, solvents, alcohol, or abrasives.

About handling

Your Megalas-HR-400 may be damaged by improper storage or handling.

Be careful not to drop your Megalas-HR-400 when operating or transporting the device.



Konftec Corporation

12F-7, No.77, Sintai 5th Rd., Sec. 1,
Sijhih District, New Taipei City 221
Taiwan

www.konftec.com

© 2011 Konftec Corporation. All rights reserved.
Konf, the Konf logo, Megalas and Megalas-HR
are trademarks of Konftec Corporation,
registered in Taiwan and
other countries.

UHR400_10201E

